



BL120 and BL121

## pH/ORP Controllers

*with Built-In Chemical Feed Pumps*

The BL120 and BL121 Swimming Pool Controller is a complete system designed for maintaining swimming pool, hot tub, and spa disinfection water quality. These controllers are available in two configurations. The basic version is the in-line model which allows for direct installation of probe and chemical injection fittings into existing piping. A panel mounted version with a bypass flow cell is also available. The bypass flow cell allows for calibration and maintenance of the probe without having to shut down the recirculation pump.

The BL120 and BL121 use a multiparameter digital HI1036-1802 probe that incorporates pH, ORP, and temperature sensors along with a matching pin. All readings are measured within the probe and the data transferred to the controller by a digital connection. Both a digital connection and matching pin provide for stable, reliable measurements. Without these two components, electrical noise from recirculation pumps and ground loops can interfere, causing erratic readings and premature probe failure.

These controllers have two built-in peristaltic chemical feed pumps that are proportionally controlled with adjustable flow rates. One of the pumps is used to dose acid while the other is used to dose chlorine. The effectiveness of the available chlorine, as determined by ORP, is inversely related to the water's pH value. A pool with a fixed concentration of chlorine will show a decrease in

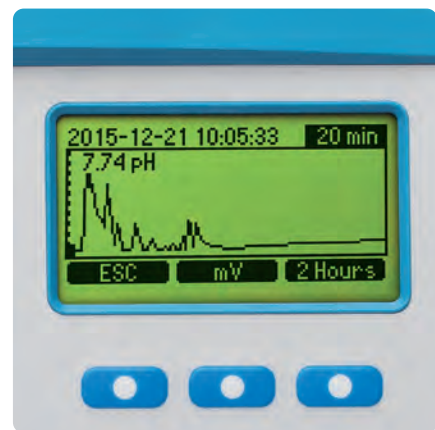
ORP as the pH of the water increases. The BL120 and BL121 utilize a dosing consent feature that will not dose chlorine until the pH value is first corrected, since it is possible to have a low ORP value even though there is sufficient chlorine. The dosing consent feature will prevent chemical wastage and having a higher chlorine concentration level than desired.

For compliance monitoring, BL120 and BL121 have a built-in datalogger. Measurement readings are logged every 10 seconds with a new log starting for each new day or when the instrument is calibrated. Logged data include pH, ORP, and temperature values, last calibration data, setup configuration, and any event data.

For BL121 models, three 4-20 mA analog outputs are available for users that wish to connect to an external chart recorder or datalogger to monitor any of the three measured parameters. The outputs are scalable, offering increased flexibility and better resolution as needed.

Additional features of the BL121 include LED indicators for dosing, meter status and service, real-time graph display, programmable alarms, and password protection.

These controllers are an all-in-one solution for automatic control of pH and chlorine levels in swimming pool, hot tub, and spa water.



### Three Display Modes

The versatile display of the BL120 and BL121 allows for three display modes. The LCD can display all three parameters at one time, a 3-second cycle of single parameters, or a real-time plot screen with options for parameter selection, zooming, and log recall.



### Peristaltic Dosing Pumps

BL120 and BL121 are equipped with two peristaltic dosing pumps with replaceable chemical resistant tubing. A problem that occurs with chlorine dosing pumps is the formation of chlorine gas. When using a diaphragm pump, chlorine gas can collect in the pump head and cause the pump to lose prime; the buildup of chlorine gas is not a problem with peristaltic pumps that use rollers and tubing.

### Automatic Proportional Pump Control

BL120 and BL121 feature proportionally controlled dosing pumps. Based on the sensitivity of the process to chemical addition, these controllers allow the user to adjust a proportional band. This setting determines the amount of time that the pumps are dosing as a percentage of the deviation from the set point. For example, a large body of water will use a small proportional band; having a small band (e.g., 0.1 pH) will ensure the pumps are dosing more often when the reading is close to the set point. For smaller bodies of water such as hot tubs or spas, it is more useful to set a larger proportional band (e.g., 1.0 pH); when the reading is close to the set point, the amount of time that the dosing pump is on is minimal to avoid large swings of pH or ORP. This valuable feature allows for very fine control in maintaining the desired set point.

### Adjustable Flow Rate

The flow rate from the dosing pumps is adjustable from 0.5 to 3.5L/h. Larger bodies of water require more chemical to be dosed than small bodies since it takes more chemical to change the the reading. The adjustable flow rate, like the proportional band, allows for better control in maintaining a desired set point.

### ORP (Chlorine) Dosing Consent

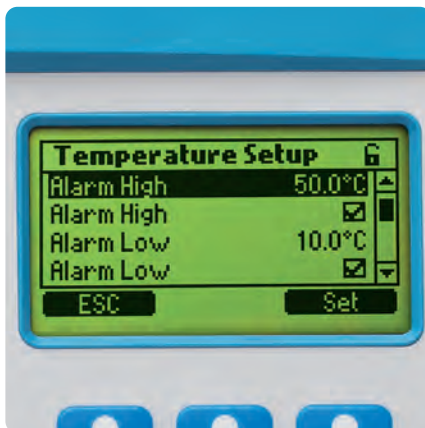
Both pH and ORP meters are commonly used with swimming pools. With chlorine disinfection there is an inverse relationship between pH and ORP. As the pH level increases, the ORP level decreases. The BL120 and BL121 utilize a dosing consent feature that will not dose chlorine until the pH value is first corrected since it is possible to have a low ORP value even though there is sufficient chlorine. The dosing consent feature prevents wastage of chemicals and avoids a higher than necessary chlorine concentration.

### Acid and Chlorine Tank Level Inputs

The BL120 and BL121 allow for a connection to an optional level controller. This input is used to disable the dosing pumps when there is no chemical left in the corresponding reservoir tank.

### Hold Input

It is possible to connect a flow switch mounted in-line or a mechanical relay that is connected to the recirculation pump power source to the hold input of these controllers. With no flow or when no power is applied to the recirculation pump, the hold circuit will disable the dosing pumps. This will prevent any dosing of chemical when there is no movement of water in the system.



### Programmable Alarm System

These controllers allow users to enable or disable the low and high level of alarms for all parameters: pH, ORP, and temperature. When an alarm is activated, all dosing will stop. The alarm system also offers overdosing protection in that if the value is not corrected within a specified time interval then the meter will go into alarm status.




### Multicolored LED Indicators

BL120 and BL121 offers multiple LED indicators for status, servicing, and pump operation. The STATUS LED changes color based on operational state; a green LED means the water is within the desired parameter ranges, a yellow LED means that the controller needs attention, and a red LED identifies a problem in the system such as high and low pH, ORP and/or temperature readings. The SERVICE LED indicates any alarms and process errors experienced by the controller.



### BL121 Analog Outputs

The BL121 controller offers three 4-20 mA outputs. Each output can be disabled or connected to an external recording device. Each of the three measured parameters (pH, ORP, and temperature) can be assigned to an analog output where the current signal will be proportional to the measured value. For more flexibility and better resolution, the analog output can be scaled; users can define any two points within a parameter range to correspond to the analog output span. For example, the controller assigns 0 pH to 4 mA and 14 pH to 20 mA as a default. The user can adjust the pH range to assign pH 6 to 4 mA and pH 8 to 20 mA. This adjustment allows better resolution in the range of interest.



### Automatic Logging

The readings for each parameter are automatically logged every 10 seconds. A new log is started each time the instrument is calibrated or at the start of a new day. Logged data include pH, ORP, and temperature values, last calibration data, setup configuration, and any event data.



### USB Connectivity

For review and storage the users can easily transfer data to a PC using a flash drive and the USB port.



### Password Protected

BL120 and BL121 controllers feature a password protection solution that offers restricted access to calibration, setup, and review of logged data. The password can be set and enabled/disabled during general setup of the instrument.



Flow Cell for  
BL120-20 and  
BL121-20

### Multiple Configurations

BL120 and BL121 swimming pool controllers are available in one of two configurations. The basic version is the in-line model which allows for direct installation of the probe and chemical injection fittings into existing piping.

A panel mounted version of these controllers with a bypass flow cell is also available. The bypass flow cell allows for calibration and maintenance of the probe without having to shut down the recirculation pump.

### HI1036-1802

## Multiparameter Digital pH, ORP, Temperature Probe

The HI1036-1802 is a digital combined probe that measures pH, ORP, and temperature. This probe also incorporates a potential matching pin. The matching pin is considered the "earth ground" connection and is used to prevent ground loop effects from causing erratic readings and damage to the system.

The pH glass has been chosen to produce stable quick equilibration even in low conductivity waters. Additionally, the pH sensor is designed to produce a mV value near pH 4 (not pH 7 like typical pH sensors) should it stop working. A broken pH electrode that produces a mV value near pH 7 would produce an alarm state and disable any pump activated.

The ORP sensing surface is a large smooth surfaced platinum band that encircles the circumference of the temperature probe. It is referenced to Ag/AgCl reference electrode (3.5M KCl).

The ORP and pH sensors and reference electrode use a differential measurement technique which is known to stay in service and provide accurate measurements under adverse conditions that may cause conventional pH probes to produce erroneous measurements. The HI1036-1802 probe with its differential amplifiers greatly reduces inaccuracies caused by ground loops which may exist between process and instrument grounds. With the differential technique, a ground loop current will flow through the low impedance path of the matching pin thus providing immunity to the measurement signals. Additionally the probe converts these measurements to a digital signal to eliminate noise and static due to high impedance signals carried by cable.

The HI1036-1802 with the BL120 or BL121 pool controller helps to promote the health and safety of pool and spa water.

Specifications	BL120/BL121	
pH	Range*	0.00 to 14.00 pH
	Resolution	0.01 pH
	Accuracy (@25°C/77°F)	±0.05 pH
	Calibration	pH buffer calibration: Automatic, two points (4.01, 7.01, 10.01 pH) pH process calibration: Single point, adjustable
pH Controller	proportional feed using adjustable set point and adjustable proportional band delay to start at power-on overdosing protection using overfeed safety timer	
mV	Range	±2000 mV
	Resolution	1 mV
	Accuracy (@25°C/77°F)	±5 mV
	ORP (mV) Calibration	single point, adjustable
ORP Controller	proportional feed using adjustable set point and adjustable proportional band delay to start at power-on overdosing protection using overfeed safety timer pH regulator interlocked	
Temperature	Range*	-5.0 to 105.0 °C (23.0 to 221.0 °F)
	Resolution	0.1 °C (0.1 °F)
	Accuracy (@25°C/77°F)	±1 °C (±1.8 °F)
	Temperature Compensation	automatic -5.0 to 105.0 °C (23.0 to 221.0 °F) for pH
Alarms	high and Low with enable / disable option for all parameters alarm is triggered after five consecutive readings over / under threshold	
Log Feature	automatic log 60 days logging with 10 seconds period (or 100 logs) pH / ORP / temperature measurements events: alarms / errors / power outage recall table/graphic modes export on USB key log files in CSV format	
Additional Specifications	Ethernet Input	ethernet connector (RJ-45) 10/100 Mbps connection
	Pump Control	pump flow control 0.5 to 3.5 L/h (0.13 to 0.92 G/hour) and maximum output pressure 1 atm (14 psi) manual control for each pump
	Password Protection	setup, calibration and log recall features are password protected
	Storage Interface	USB
	GLP	pH/ORP
	Alarm System	Intuitive alert system based on LED color coded alarm system Alarm filtering options Alarm relay control based on user setup filters
	Alarm Relay Output (1)	SPDT 5A/230 VAC Activated by selectable pH / ORP / Temperature alarm conditions
Additional Specifications	Analog Outputs (3) (BL121 only)	three configurable analog outputs, 4 to 20 mA, sourcing output impedance ≤ 500 Ω accuracy < 0.5 % FS galvanic isolation, up to 50 V relative to earth
	Digital Inputs (3)	galvanic isolated, powered contact type one input for low level in acid / base tank (contact open) one input for low level in chlorine tank (contact open) one input for Hold mode (contact open)
	Probe Input (1)	probe type: HI1036-18XX pH / ORP / Temperature / Matching pin, combined digital probe DIN waterproof connector galvanic isolation RS485 interface
	Power Supply	100–240 VAC
Power Consumption	15 VA	
Environment	0 to 50 °C (32-122 °F); max 95% RH non-condensing	
Dimensions	245 x 188 x 55 mm (73 mm with pumps); 9.6 x 7.4 x 2.2" (2.9" with pumps)	
Weight	1700 g (60 oz.)	
Casing	Wall mounted, built-in pump, IP65 rated	

#### In-Line Configuration

**BL120-10** and **BL121-10** (analog outputs) pH/ORP/Temperature Pool Controllers are supplied with HI1036-1802 pH/ORP/temperature digital probe with matching pin, 50 mm probe saddle (1), fitting for probe, chemical injectors (2), 50 mm saddle for injectors (2), peristaltic tubing (2), 5 m of injection tubing, aspiration filter (2), pH 7.01 buffer sachets, 20mL (3), pH 4.01 buffer sachets, 20mL (3), 470 mV test solution sachets (3), power cable and instruction manual.

#### User Panel Flow Cell Configuration

**BL120-20** and **BL121-20** (analog outputs) pH/ORP/temperature pool controllers with flow cell are supplied with panel mounted flow cell, HI1036-1802 pH/ORP/temperature digital probe with matching pin, 50 mm probe saddle (1), fitting for probe, chemical injectors (2), 50 mm saddle for injectors (2), peristaltic tubing (2), 5 m of injection tubing, aspiration filter (2), pH 7.01 buffer sachets, 20mL (3), pH 4.01 buffer sachets, 20mL (3), 470 mV test solution sachets (3), power cable and instruction manual.

Ordering Information

\*range limited by probe.



**BL120-450**  
Flow-cell kit for 50 mm pipe diameter



**BL120-463**  
Flow-cell kit for 63 mm pipe diameter



**BL120-475**  
Flow-cell kit for 75 mm pipe diameter



**BL120-150**  
Fittings Kit for 50 mm pipe diameter.



**BL120-163**  
Fittings Kit for 63 mm pipe diameter



**BL120-175**  
Fittings Kit for 75 mm pipe diameter



**BL120-263**  
Injector saddle for 63 mm pipe diameter, 1/2" thread



**BL120-250**  
Injector saddle for 50 mm pipe diameter, 1/2" thread



**BL120-275**  
Injector saddle for 75 mm pipe diameter, 1/2" thread



**BL120-550**  
Probe saddle for 50 mm pipe diameter, 1 1/4" thread



**BL120-563**  
Probe saddle for 63 mm pipe diameter, 1 1/4" thread



**BL120-575**  
Probe saddle for 75 mm pipe diameter, 1 1/4" thread



**BL120-200**  
Pool Controller aspiration filter



**BL120-201**  
Pool Controller injector, 1/2" thread



**BL120-903**  
Cable gland protective kit (6 pcs.)



**BL120-402**  
Flow-cell tubing (10 m)



**BL120-202**  
Aspiration and dispersion tubing (10 m)



**BL120-300**  
Pool Controller peristaltic pump tubing kit (2 pcs.)



**BL120-410**  
Flow cell

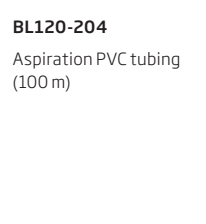


**BL120-401**  
Flow-cell valve



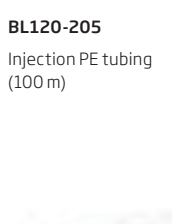
**BL120-203**  
Aspiration filter weight for BL12X pH/ORP/temperature pool controllers

**BL120-400**  
Flow-cell probe adapter kit



**BL120-204**  
Aspiration PVC tubing (100 m)

**BL120-603**  
Elbow for glass flow cell



**BL120-205**  
Injection PE tubing (100 m)

**BL120-604**  
O-ring for glass flow cell



**BL120-605**  
Metal Nipple 12X1/4 for BL120-410 Flowcell

**BL120-301**  
Pool controller peristaltic pump rotor



**BL120-501**  
Protective saddle cap, 1 - 1/4" thread



**BL120-602**  
Metal nipple 12 x 1/2" (2 pcs.)



**BL120-601**  
Plastic nipple 2 x 1/2" with O-rings



**BL120-500**  
Probe fitting kit



**BL120-901**  
Simulator for BL121



**BL120-302**  
Pool controller pump cover with screw



**BL123-70**  
Calibration and Maintenance Kit  
1 x pH 7.01 buffer solution sachet (20 mL)  
1 x pH 4.01 buffer solution sachet (20 mL)  
1 x electrode cleaning solution sachet (20 mL)  
1 x electrode storage solution sachet (20 mL)  
1 x ORP test solution sachet (20 mL)

**BL123-70-30**  
30 x BL123-70 Calibration and Maintenance Kit



**BL120-902**  
USB protective cap



**BL120-411**  
Flow cell panel spare part



BL122 • BL123

## pH/ORP Controllers

*with Cloud Connectivity*

BL122 and BL123 are designed to maintain constant pH and disinfectant levels in swimming pools, hot tubs, and spas and offer the added benefit of allowing remote connection and access to devices via the Hanna Cloud web app.

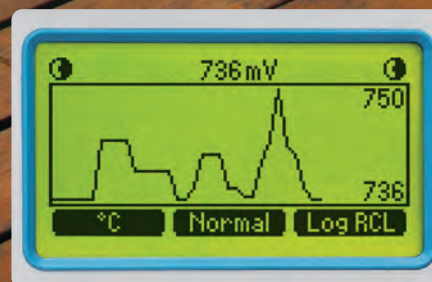
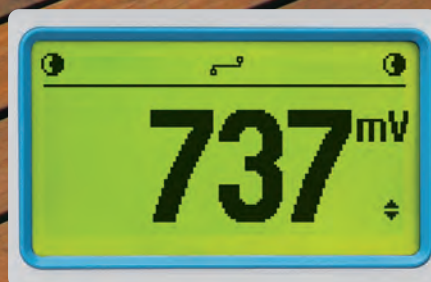

These controllers are available in two configurations. The basic version is the in-line model which allows for direct installation of probe and chemical injection fittings into existing piping. A panel mounted version with a bypass flow cell is also available. The bypass flow cell allows for calibration and maintenance of the probe without having to shut down the recirculation pump.

For compliance monitoring, BL122 and BL123 have a built-in datalogger. Measurement readings are logged every 10 seconds with a new log starting for each new day or when the instrument is calibrated. Logged data include pH, ORP, and temperature values, last calibration data, setup configuration, and any event data.

For BL123 models, three 4-20 mA analog outputs are available for users that wish to connect to an

external chart recorder or datalogger to monitor any of the three measured parameters. The outputs are scalable, offering increased flexibility and better resolution as needed.

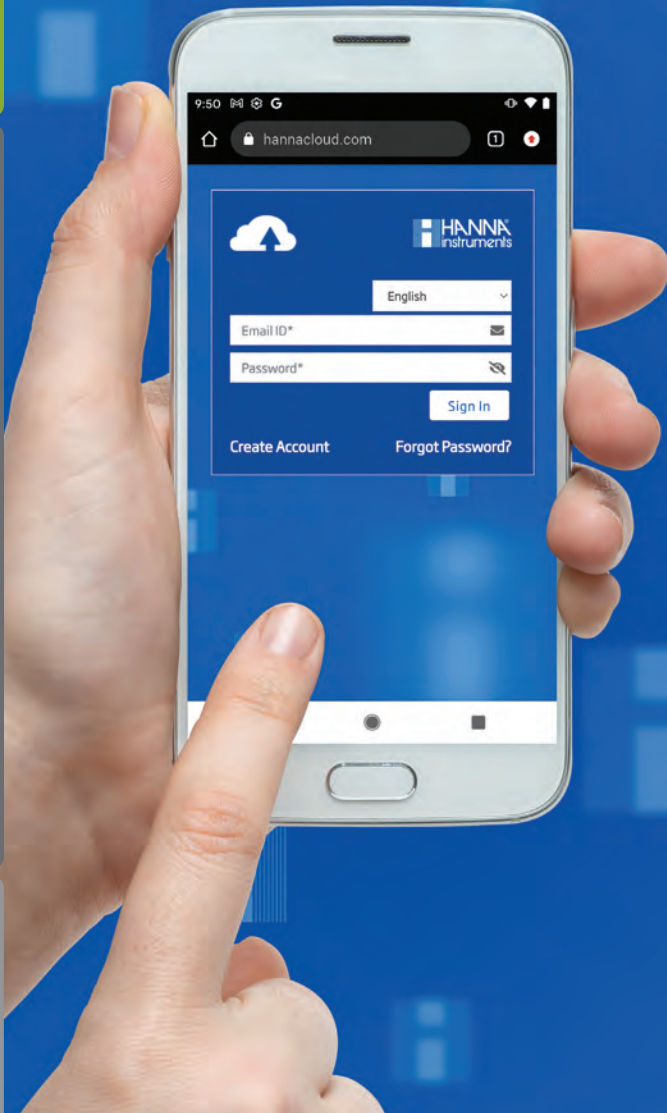
The chlorine level is measured based on the ORP or REDOX principle. An increase of the ORP value correlates with an increase of the free chlorine level. pH and disinfectant testings are made together for more efficient disinfection and control. The efficacy of sanitizers, is dependent on a controlled pH value. The ORP value is the most consistent indicator of the sanitizing effectiveness of the pool/hot tub or water treatment. Typically 650-750 mV at 7.2 pH indicates proper water treatment (all harmful bacteria are killed in less than 1s). pH and disinfectant testings are made using the HI1036-1802 combined electrode installed in-line or in flow cell. To prevent the ground loop effects from causing erratic readings and damage to the system the electrode has a matching pin considered the "earth ground" connection. It was specially designed to detect the broken electrode based on a shifted isopotential value. The HI1036-1802 uses a Ag/AgCl reference with 3.5 M KCl. The ORP values are referenced to it.



### Three Display Modes

The versatile display of the BL122 and BL123 allows for three display modes. The LCD can display all three parameters at one time, a 3-second cycle of single parameters, or a real-time plot screen with options for parameter selection, zooming, and log recall.





## Keep Track Anywhere with Hanna Cloud Connectivity

Hanna Cloud is a web based application that connects you to measurement devices such as the BL122 and BL123. Measurements and data storage are accessible from your PC, tablet or phone. Multiple registered devices may be connected to Hanna Cloud.

Measurements, trends, history, device settings, alarms and messages are transmitted to your "Dashboard" as your instrument measures and controls your process.

Multiple secondary users may also be added to your device account to monitor measurements and receive email or pop-up messages from your process device.

Hanna Cloud incorporates security for your personal information. We protect your information using technical and administrative security measures to reduce risks of loss or misuse. These include (but are not limited to), a secured connection, device identity registration, and password encryption.



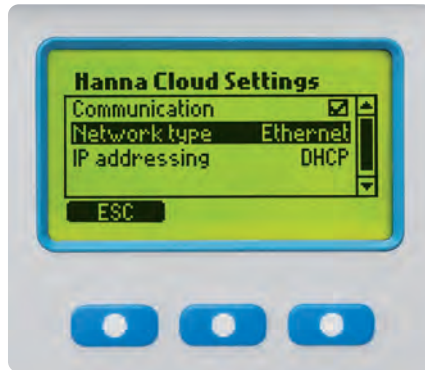
Hanna Cloud application is compatible with most modern web browsers.

## Hanna Cloud Controller Features




### Settings

Configure your settings for cloud connectivity.



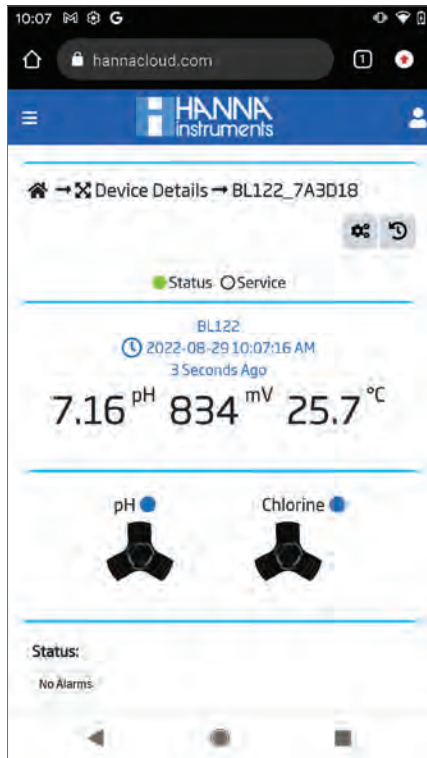
### Hanna Cloud Options

Choose from Static or DHCP connection.



### R-HOLD (Remote Hold)

The reagent pumps can be turned off using the Remote Hold feature from Hanna Cloud. They can be reactivated at the controller or through Hanna Cloud.



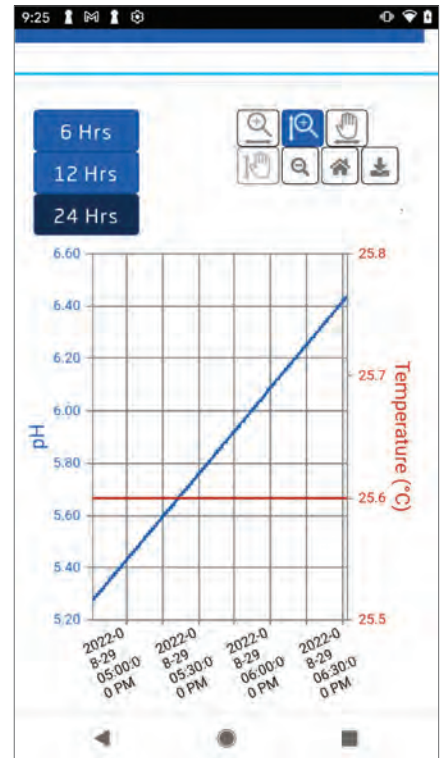
## Measurement

Measurement, alarm, hold and pump status are easily viewable.



## Notifications

Select which notifications you would like to receive.



## Graphing

Use a graph to view trends over the last 12 hours or change the time period.

pH	ORP (mV)	Temperat
0.44	800	25
0.44	800	25
0.44	800	25
0.44	800	25
0.44	800	25
8.25	606	25
6.87	523	25
7.16	834	25
7.16	834	25
7.16	834	25

## Logging

Log history can be transferred as a PDF or .CSV.

Calibration Date	Offset (mV)	Slope (%)	Calibr.
2020-03-04 10:09:00 AM	130.0	100.1	2.41 p

## GLP

GLP data is readily available.

Device Name: BL122\_7A3D18  
 Model No: BL122  
 Last Updated: 2022-08-29 10:24:06 AM  
 5 Seconds Ago

7.38<sup>pH</sup>  
 772<sup>mV</sup>  
 25.6<sup>°C</sup>

## Dashboard

View and add devices through the dashboard.



### Peristaltic Chemical Feed Pumps

BL122 and BL123 are equipped with two peristaltic dosing pumps with replaceable chemical resistant tubing that are proportionally controlled with adjustable flow rates. One of the pumps is used to dose acid or base while the other is used to dose chlorine. The effectiveness of the available chlorine, as determined by ORP, is inversely related to the water's pH value.

### Multicolored LED Indicators

BL122 and BL123 offers multiple LED indicators for status, servicing, and pump operation. The STATUS LED changes color based on operational state; a green LED means the water is within the desired parameter ranges, a yellow LED means that the controller needs attention, and a red LED identifies a problem in the system such as high and low pH, ORP and/or temperature readings. The SERVICE LED indicates attention is required by a service technician.

### Automatic Proportional Pump Control

BL122 and BL123 feature proportionally controlled dosing pumps. Based on the sensitivity of the process to chemical addition, these controllers allow the user to adjust a proportional band. This setting determines the amount of time that the pumps are dosing as a percentage of the deviation from the set point. For example, a large body of water will use a small proportional band; having a small band (e.g., 0.1 pH) will ensure the pumps are dosing more often when the reading is close to the set point. For smaller bodies of water such as hot tubs or spas, it is more useful to set a larger proportional band (e.g., 1.0 pH); when the reading is close to the set point, the amount of time that the dosing pump is on is minimal to avoid large swings of pH or ORP. This valuable feature allows for very fine control in maintaining the desired set point.

### Adjustable Flow Rate

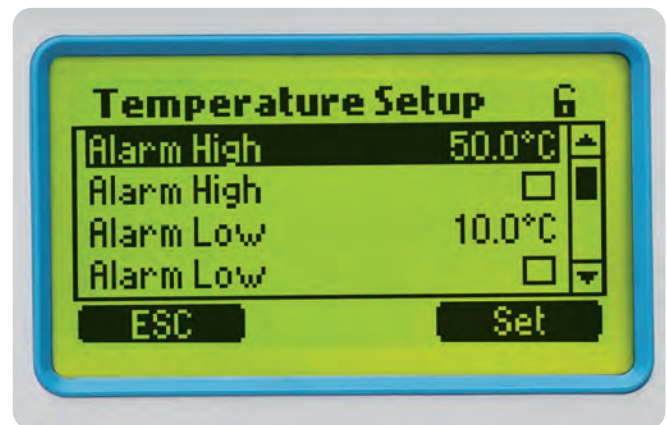
The dosing pump flow rate is adjustable from 0.5 to 3.5L/h. Larger bodies of water require more chemical to be dosed than small bodies since it takes more chemical to see a change in the reading. The adjustable flow rate, like the proportional band, allows for better control in maintaining a desired set point.

### ORP (Chlorine) Dosing Consent

Both pH and ORP meters are commonly used with swimming pools. With chlorine disinfection there is an inverse relationship between pH and ORP. As the pH level increases, the ORP level decreases. These meters utilize a dosing consent feature that will not dose chlorine until the pH value is first corrected since it is possible to have a low ORP value even though there is sufficient chlorine. The dosing consent feature prevents waste of chemicals and avoids having a higher chlorine concentration level than desired.


### Acid and Chlorine Tank Level Inputs

The BL122 and BL123 allow for a connection to an optional level controller. This input is used to disable the dosing pumps when there is no chemical left in the reservoir tank.



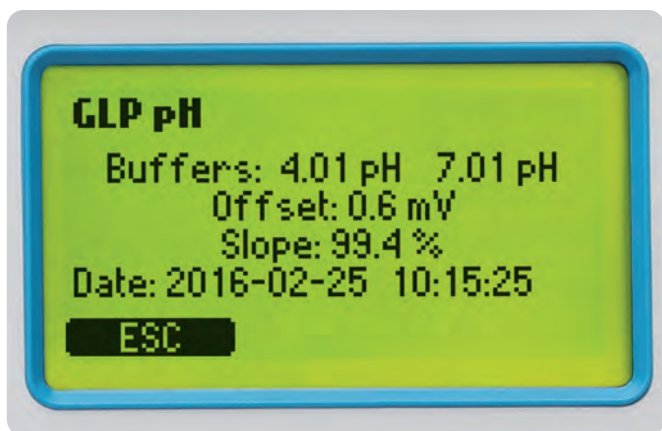
### Programmable Alarm System

These controllers allow users to enable or disable the low and high level of alarms for all parameters: pH, ORP, and temperature. When an alarm is activated, all dosing will stop. The alarm system also offers overdosing protection in that if the value is not corrected within a specified time interval then the meter will go into alarm status.



### Automatic Logging

The readings for each parameter are automatically logged every 10 seconds. A new log is started each time the instrument is calibrated or at the start of a new day. Logged data includes pH, ORP, and temperature values, last calibration data, setup configuration, and any event data.

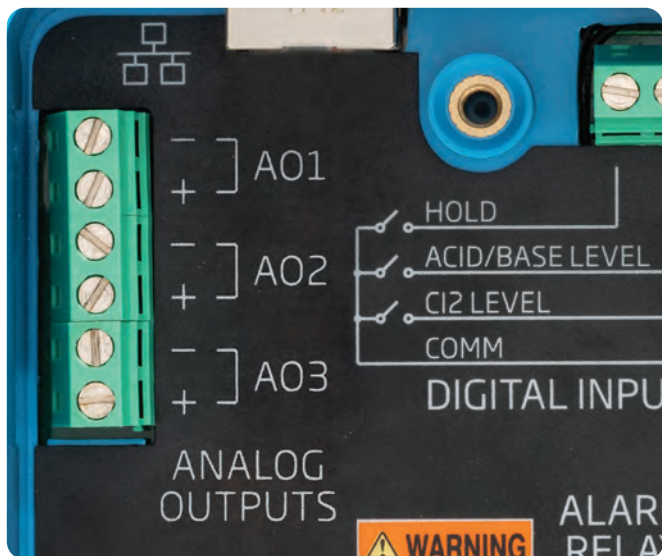


## GLP

Good Laboratory Practice (GLP) refers to a quality control function used to ensure uniformity of probe calibrations and measurements. GLP stores pH/ORP calibration information including date and time for pH/ORP sensors.

## Hold Input

It is possible to connect a flow switch mounted in-line or a mechanical relay that is connected to the recirculation pump power source to the hold input of these controllers. With no flow or when no power is applied to the recirculation pump, the hold circuit will disable the dosing pumps. This will prevent any dosing of chemical when there is no movement of water in the system.




## BL123 Analog Outputs

The BL123 controller offers three 4-20 mA outputs. Each output can be disabled or connected to an external recording device. Each of the three measured parameters (pH, ORP, and temperature) can be assigned to an analog output where the current signal will be proportional to the measured value. For more flexibility and better resolution, the analog output can be scaled; users can define any two points within a parameter range to correspond to the analog output span. For example, the controller assigns 0 pH to 4 mA and 14 pH to 20 mA as a default. The user can adjust the pH range to assign pH 6 to 4 mA and pH 8 to 20 mA. This adjustment allows better resolution in the range of interest.

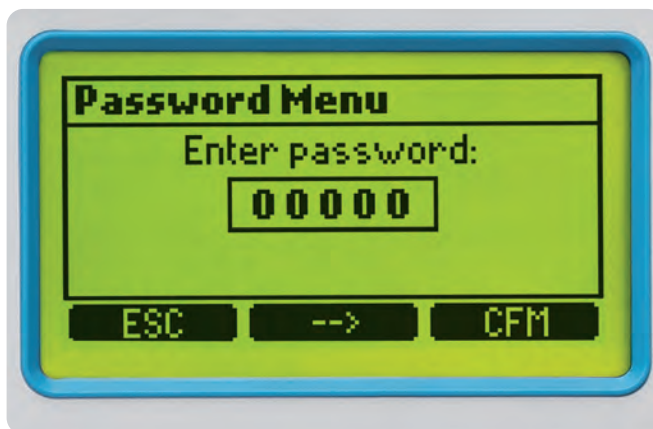


## USB Connectivity

For review and storage the users can easily transfer data to a PC using a flash drive and the USB port.



## Ethernet Port for Hanna Cloud Connectivity



## Password Protected

BL122 and BL123 controllers feature a password protection solution that offers restricted access to calibration, setup, and review of logged data. The password can be set and enabled/disabled during general setup of the instrument.

## Multiple Configurations

BL122 and BL123 swimming pool controllers are available in one of two configurations. The basic version is the in-line model which allows for direct installation of the probe and chemical injection fittings into existing piping.

A panel mounted version of these controllers with a bypass flow cell is also available. The bypass flow cell allows for calibration and maintenance of the probe without having to shut down the recirculation pump.



Flow Cell for  
BL122-20 and  
BL123-20



HI1036-1802

## Multiparameter Digital pH, ORP, Temperature Probe

The HI1036-1802 is a digital combined probe that measures pH, ORP, and temperature. This probe also incorporates a potential matching pin. The matching pin is considered the "earth ground" connection and is used to prevent ground loop effects from causing erratic readings and damage to the system.

The pH glass has been chosen to produce stable quick equilibration even in low conductivity waters. Additionally, the pH sensor is designed to produce a zero mV value near pH 4 (not pH 7 like typical pH sensors) that will stop the process control when the sensor is broken. A broken pH electrode that produces a mV value near pH 4 would produce an alarm state and disable any pump activated.

The ORP sensing surface is a large smooth surfaced platinum band that encircles the circumference of the temperature probe. It is referenced to Ag/AgCl reference electrode (3.5M KCl).

The ORP and pH sensors and reference electrode use a differential measurement technique which is known to stay in service and provide accurate measurements under adverse conditions that may cause conventional pH probes to produce erroneous measurements. The HI1036-1802 probe with its differential amplifiers greatly reduces inaccuracies caused by ground loops which may exist between process and instrument grounds. With the differential technique, a ground loop current will flow through the low impedance path of the matching pin thus providing immunity to the measurement signals. Additionally the probe converts these measurements to a digital signal to eliminate noise and static due to high impedance signals carried by cable.

The HI1036-1802 with the BL122 and BL123 pool controller helps to promote the health and safety of pool and spa water.



An all-in-one solution for automatic control of pH and chlorine levels in swimming pool, hot tub, and spa water.

Specifications	BL122/BL123	
pH	Range*	0.00 to 14.00 pH
	Resolution	0.01 pH
	Accuracy (@25°C/77°F)	±0.05 pH
	Calibration	pH buffer calibration: Automatic, two points (4.01, 7.01, 10.01 pH) pH process calibration: Single point, adjustable
pH Controller	proportional feed using adjustable set point and adjustable proportional band delay to start at power-on overdosing protection using overfeed safety timer	
mV	Range	±2000 mV
	Resolution	1 mV
	Accuracy (@25°C/77°F)	±5 mV
	ORP (mV) Calibration	single point, adjustable
ORP Controller	proportional feed using adjustable set point and adjustable proportional band delay to start at power-on overdosing protection using overfeed safety timer pH regulator interlocked	
Temperature	Range*	-5.0 to 105.0 °C (23.0 to 221.0 °F)
	Resolution	0.1 °C (0.1 °F)
	Accuracy (@25°C/77°F)	±1 °C (±1.8 °F)
	Temperature Compensation	automatic -5.0 to 105.0 °C (23.0 to 221.0 °F) for pH
Alarms	high and Low with enable / disable option for all parameters alarm is triggered after five consecutive readings over / under threshold	
Additional Specifications	Log Feature	automatic log 60 days logging with 10 seconds period (or 100 logs) pH / ORP / temperature measurements events: alarms / errors / power outage recall table/graphic modes export on USB key log files in CSV format

\*range limited by probe.

	<p>BL122 and BL123 devices are connected to Hanna Cloud using a secured connection.</p> <ul style="list-style-type: none"> <li>• ethernet (RJ45) 10/100 Mbps connection</li> <li>• device Identity Registry</li> <li>• policy-based authorization of security keys</li> </ul> <p>The instrument will send status information to Hanna Cloud with a defined period.</p> <ul style="list-style-type: none"> <li>• readings: pH, ORP, temperature</li> <li>• events: alarms/warnings/errors</li> <li>• peripheral status: LEDs</li> <li>• last dosed acid and chlorine volumes</li> <li>• GLP info</li> </ul>
Cloud Connectivity	<p>The instrument will send setup information to Hanna Cloud at startup and whenever the setup is changed on the instrument.</p> <ul style="list-style-type: none"> <li>• alarm settings</li> <li>• dosing settings</li> <li>• general settings</li> <li>• system: meter information (model, FW version, OS version, serial number), probe information (type, FW version, serial number)</li> </ul> <p>The BL122 and BL123 "Remote Hold" mode:</p> <ul style="list-style-type: none"> <li>• is an emergency mode that can be remotely triggered via web application</li> <li>• in this mode the pumps are deactivated</li> <li>• can be canceled manually from the controller menu</li> </ul>
Ethernet Input	ethernet connector (RJ-45) 10/100 Mbps connection
Pump Control	pump flow control 0.5 to 3.5 L/h (0.13 to 0.92 G/hour) and maximum output pressure 1 atm (14 psi) manual control for each pump
Password Protection	setup, calibration and log recall features are password protected
Storage Interface	USB
GLP	pH/ORP
Alarm System	Intuitive alert system based on LED color coded alarm system Alarm filtering options Alarm relay control based on user setup filters
Alarm Relay Output (1)	SPDT 5A/230 VAC Activated by selectable pH / ORP / Temperature alarm conditions
Analog Outputs (3) (BL123 only)	three configurable analog outputs, 4 to 20 mA, sourcing output impedance $\leq 500 \Omega$ accuracy $< 0.5\%$ FS galvanic isolation, up to 50 V relative to earth
Digital Inputs (3)	galvanic isolated, powered contact type one input for low level in acid / base tank (contact open) one input for low level in chlorine tank (contact open) one input for Hold mode (contact open)
Probe Input (1)	probe type: HI1036-18XX pH / ORP / Temperature / Matching pin, combined digital probe DIN waterproof connector galvanic isolation RS485 interface
Power Supply	100–240 VAC
Power Consumption	15 VA
Environment	0 to 50°C (32-122°F); max 95% RH non-condensing
Dimensions	245 x 188 x 55 mm (73 mm with pumps); 9.6 x 7.4 x 2.2" (2.9" with pumps)
Weight	1700 g (60 oz.)
Casing	Wall mounted, built-in pump, IP65 rated

**In-Line Configuration:**

**BL122-10** and **BL123-10** (analog outputs) pH/ORP/temperature pool controller is supplied with HI1036-1802 pH/ORP/temperature digital probe with matching pin, saddle for electrode 50 mm (1), fittings for electrode Injector (2), saddle for injectors 50 mm (2), peristaltic pump tubing (2), aspiration (5 m) and injection (5 m) tubing, aspiration filter (2), pH 7.01 buffer sachets, 20 ml (3), pH 4.01 buffer sachets, 20 ml (3), 470 mV ORP test solution sachet, 20 ml (3), power cable, user manual, and quality certificates for meter and probe.

Ordering  
Information

**User Panel Flow Cell Configuration:**

**BL122-20** and **BL123-20** (analog outputs) pH/ORP/Temperature pool controller is supplied with HI1036-1802 pH/ORP/temperature digital probe with matching pin, two valves for flow-cell connections with fittings and tubing 10 m, saddle for valves 50 mm (2), saddle for electrode 50 mm (1), fittings for electrode Injector (2), saddle for injectors 50 mm (2), peristaltic pump tubing (2), aspiration (5 m) and injection (5 m) tubing, aspiration filter (2), pH 7.01 buffer sachets, 20 ml (3), pH 4.01 buffer sachets, 20 ml (3), 470 mV ORP test solution sachet, 20 ml (3), power cable, user manual, and quality certificates for meter and probe.



**BL120-450**  
Flow-cell kit for 50 mm pipe diameter



**BL120-463**  
Flow-cell kit for 63 mm pipe diameter



**BL120-475**  
Flow-cell kit for 75 mm pipe diameter



**BL120-150**  
Fittings Kit for 50 mm pipe diameter.



**BL120-163**  
Fittings Kit for 63 mm pipe diameter



**BL120-175**  
Fittings Kit for 75 mm pipe diameter



**BL120-263**  
Injector saddle for 63 mm pipe diameter, 1/2" thread



**BL120-250**  
Injector saddle for 50 mm pipe diameter, 1/2" thread



**BL120-275**  
Injector saddle for 75 mm pipe diameter, 1/2" thread



**BL120-550**  
Probe saddle for 50 mm pipe diameter, 1 1/4" thread



**BL120-563**  
Probe saddle for 63 mm pipe diameter, 1 1/4" thread



**BL120-575**  
Probe saddle for 75 mm pipe diameter, 1 1/4" thread



**BL120-200**  
Pool Controller aspiration filter



**BL120-201**  
Pool Controller injector, 1/2" thread



**BL120-903**  
Cable gland protective kit (6 pcs.)



**BL120-402**  
Flow-cell tubing (10 m)



**BL120-202**  
Aspiration and dispersion tubing (10 m)



**BL120-300**  
Pool Controller peristaltic pump tubing kit (2 pcs.)



**BL120-410**  
Flow cell



**BL120-401**  
Flow-cell valve



**BL120-400**  
Flow-cell probe adapter kit



**BL120-603**  
Elbow for glass flow cell



**BL120-604**  
O-ring for glass flow cell



**BL120-301**  
Pool controller peristaltic pump rotor



**BL120-501**  
Protective saddle cap, 1 - 1/4" thread



**BL120-602**  
Metal nipple 12 x 1/2" (2 pcs.)



**BL120-601**  
Plastic nipple 2 x 1/2" with O-rings



**BL120-500**  
Probe fitting kit



**BL120-901**  
Simulator for BL121



**BL123-70**  
Calibration and Maintenance Kit  
1 x pH 7.01 buffer solution sachet (20 mL)  
1 x pH 4.01 buffer solution sachet (20 mL)  
1 x electrode cleaning solution sachet (20 mL)  
1 x electrode storage solution sachet (20 mL)  
1 x ORP test solution sachet (20 mL)

**BL123-70-30**  
30 x BL123-70 Calibration and Maintenance Kit



**BL120-902**  
USB protective cap



**BL120-302**  
Pool controller pump cover with screw



**BL120-411**  
Flow cell panel spare part